



- **Ideal for common safe stains (SmartGlow™, SYBR® Green, GelGreen™, etc)**
- **Visible blue light will not damage DNA**
- **Quality gel imaging with any smart phone**
- **Gel access for DNA band cutting**
- **Imaging enclosure can also be used on existing transilluminators**





Compatible with all smart phones:

iPhone™, Samsung™, LG™, HTC™ and more

The new SmartDoc 2.0 is an innovative and economical system for DNA gel visualization, band cutting and imaging. The system includes a gel preparation and cutting platform, blue light illumination base, orange filter cover, smart phone imaging enclosure and orange photo filter.

Gel Viewing and Band Cutting



Included orange filter can be angled for gel access

Smart Phone Imaging



Imaging enclosure fits over the blue light illumination base

Imaging, on UV or Blue Light



SmartDoc™ enclosure shown on Accuris UV Transilluminator*

*UV Transilluminator is not included. Optional filter required for UV imaging.

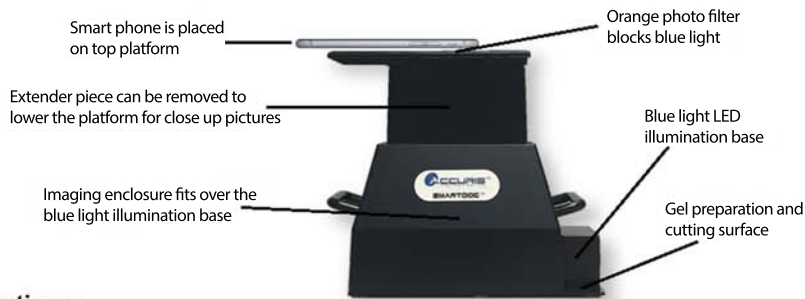
SMARTDOC™ 2.0

Gel Visualization and Smart Phone Imaging System

Introducing the SmartDoc 2.0. This complete system has been developed for safely viewing nucleic acids in agarose gels and also for capturing quality digital images with a smart phone camera. Blue light is used instead of UV, which is safer for lab personnel and will not damage DNA samples.

The illumination base emits an intense blue light with a peak output of 460nm for optimum excitation of nucleic acids stained with safe green dyes (SYBR® Green, SmartGlow™, GelStar™, GelGreen™, etc). The orange cover fits on top of the illumination base and acts as a filter to absorb blue light, allowing visualization of the fluorescing samples. The cover can also be set at an angle for gel access and cutting out DNA bands for further study.

The SmartDoc™ imaging enclosure includes an orange photo filter for photography of the gels with a smartphone. An extending adapter can be inserted for full dimension imaging of gels up to 15 x 15 cm or removed for close up pictures. The enclosure can also be used directly on any other existing UV or blue light transilluminator. Additional filters are available for imaging gels on a UV transilluminator.



Specifications:

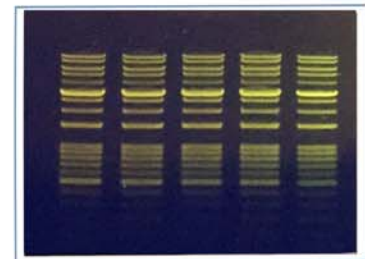
Maximum gel size:	15 x 15 cm
Excitation Source:	230 high intensity blue LEDs and blue filters
Orange photo filter:	Orange PMMA, 12 mm aperture
Orange viewing cover:	Orange PMMA, 18 x 18 cm
Dimensions (WxDxH):	23 x 19 x 22 cm
Weight:	0.9 kg
Phone compatibility:	iPhone™, Samsung™, LG™, HTC™ smartphones and tablets with camera
Electrical*:	12VDC power supply included.



Scratch resistant gel preparation and cutting platform



Orange photo filter, optimized for smartphone imaging



Sample image using iPhone™ 6, SmartGlow stain and SmartDoc blue light illumination base

Ordering Information:

Item No.	Description:
E5001-SDB*	Accuris SmartDoc 2.0 System includes gel prep/cutting platform, blue light illumination base, orange filter cover, imaging enclosure and orange photo filter
E5001-SD	Accuris SmartDoc 2.0 Imaging Enclosure with orange photo filter, for use on existing transilluminator
E5000-MAT	SmartDoc UV Blocking Mat (for use on UV illuminators with viewing surface larger than 18x18cm)
E5001-590	SmartDoc band pass filter, 590nm, for imaging EtBR on UV transilluminator
E5001-535	SmartDoc band pass filter, 535nm, for imaging Green Stains on UV transilluminator

* Includes 12V power supply with US Plug, For EU plug, please add -E to Item No.

scinteck.com

email: sales@scinteck.com



A Division of Benchmark Scientific Inc.
PH: 908-769-5555 www.accuris-usa.com
EM: info@accuris-usa.com